



VSFG

## Insurance Product Highlight

02-12-2021



## MARKET HIGHLIGHT FULFILLMENT RATIOS

## Fulfillment Ratio

### List of Insurers' Websites on the Fulfillment Ratio

Search by [Insurer](#) [A](#)[B](#)[C](#)[D](#)[E](#)[F](#)[G](#)[H](#)[I](#)[J](#)[K](#)[L](#)[M](#)[N](#)[O](#)[P](#)[Q](#)[R](#)[S](#)[T](#)[U](#)[V](#)[W](#)[X](#)[Y](#)[Z](#) | [Others](#) | [Full list](#)

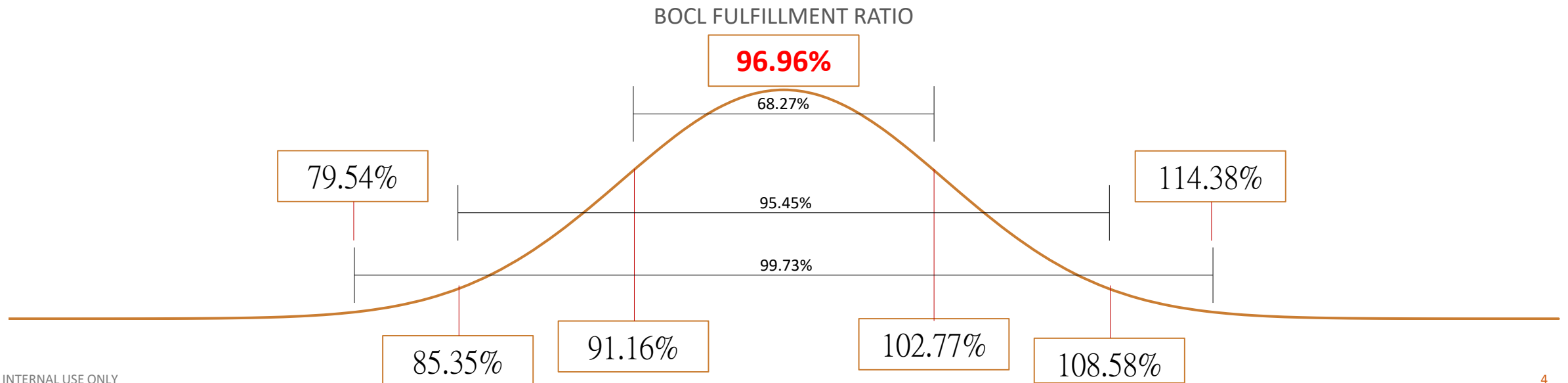
Enter keywords  [Search](#)

Name of Insurer	Website link on fulfillment ratio disclosure	Frequency and Timing of Updates
AIA International Limited	<a href="#">Website link</a>	In July each year
Assicurazioni Generali Società per Azioni	<a href="#">Website link</a>	In January each year
AXA China Region Insurance Company (Bermuda) Limited	<a href="#">Website link</a>	In June each year
AXA China Region Insurance Company Limited	<a href="#">Website link</a>	In June each year
BEA Life Limited	<a href="#">Website link</a>	In March each year
Blue Insurance Limited	<a href="#">Website link</a>	In August each year
BOC Group Life Assurance Company Limited	<a href="#">Website link</a>	In August each year
China Life Insurance (Overseas) Company Limited	<a href="#">Website link</a>	In September each year
China Taiping Life Insurance (Hong Kong) Company Limited	<a href="#">Website link</a>	In April each year
Chubb Life Insurance Company Ltd.	<a href="#">Website link</a>	In March each year
FTLife Insurance Company Limited	<a href="#">Website link</a>	In May each year
Fubon Life Insurance (Hong Kong) Company Limited	<a href="#">Website link</a>	In January each year
FWD Life (Hong Kong) Limited	<a href="#">Website link</a>	In April each year
FWD Life Assurance Company (Hong Kong) Limited	<a href="#">Website link</a>	In April each year
FWD Life Insurance Company (Bermuda) Limited	<a href="#">Website link</a>	In April each year
General Life (Hong Kong) Limited	<a href="#">Website link</a>	In January each year
Hang Seng Insurance Company Limited	<a href="#">Website link</a>	In February each year
Hong Kong Life Insurance Limited	<a href="#">Website link</a>	In May each year
HSBC Life (International) Limited	<a href="#">Website link</a>	In February each year
Manulife (International) Limited	<a href="#">Website link</a>	In July each year
Prudential Hong Kong Limited	<a href="#">Website link</a>	In April each year
Sun Life Hong Kong Limited	<a href="#">Website link</a>	In May each year
Tahoe Life Insurance Company Limited	<a href="#">Website link</a>	In August each year
Well Link Life Insurance Company Limited	<a href="#">Website link</a>	In January each year
YF Life Insurance International Limited	<a href="#">Website link</a>	In April each year

	SAMPLE SIZE	Min	Max	MEAN	STDEV.P
BOCL	107	80.00%	101.00%	96.96%	5.81%
AIA	373	61.00%	169.00%	93.09%	10.72%
SL	121	54.90%	170.20%	95.40%	16.63%
ML	207	53.00%	130.00%	94.73%	12.79%
YF	22	90.00%	107.00%	97.64%	5.79%
FTL	61	98.00%	103.00%	100.59%	1.36%
CHINA LIFE	412	81.82%	100.00%	98.33%	2.91%
CHINA TAIPING	10	100.00%	100.00%	100.00%	0.00%
GENERALI	5	100.00%	100.00%	100.00%	0.00%
FWD	179	50.00%	180.00%	83.29%	18.03%



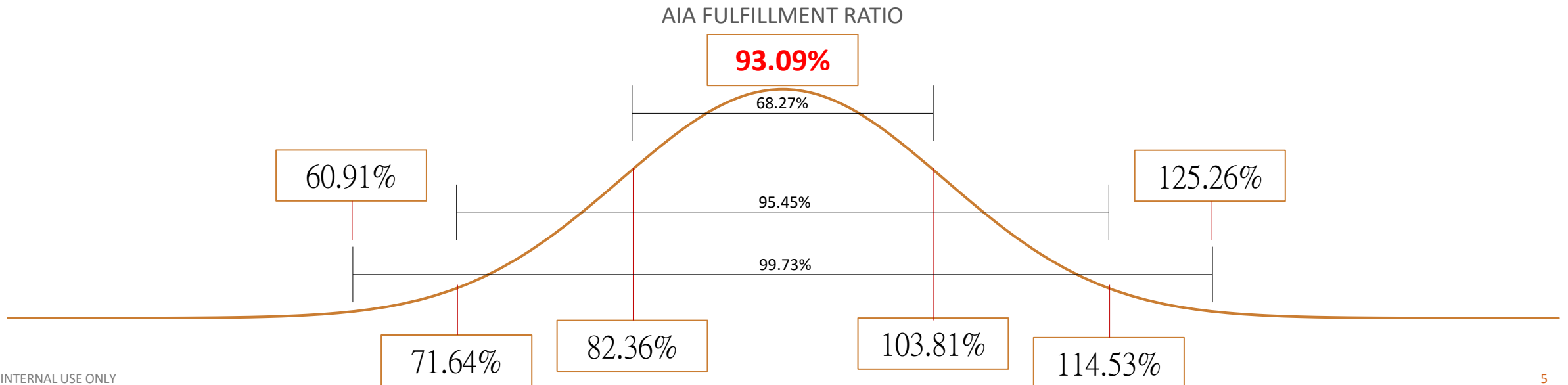
	MEAN	STDEV.P	SAMPLE SIZE	Min	Max
週年紅利	97.20%	5.61%	93	80.00%	101.00%
終期紅利	95.83%	6.48%	12	84.00%	100.00%
特別紅利	92.50%	7.50%	2	85.00%	100.00%
整體	96.96%	5.81%	107	80.00%	101.00%







	MEAN	STDEV.P	SAMPLE SIZE	Min	Max
週年紅利	92.01%	6.96%	313	61.00%	103.00%
終期紅利	101.78%	21.88%	46	73.00%	169.00%
復歸紅利	88.50%	10.68%	14	71.00%	100.00%
整體	93.09%	10.72%	373	61.00%	169.00%

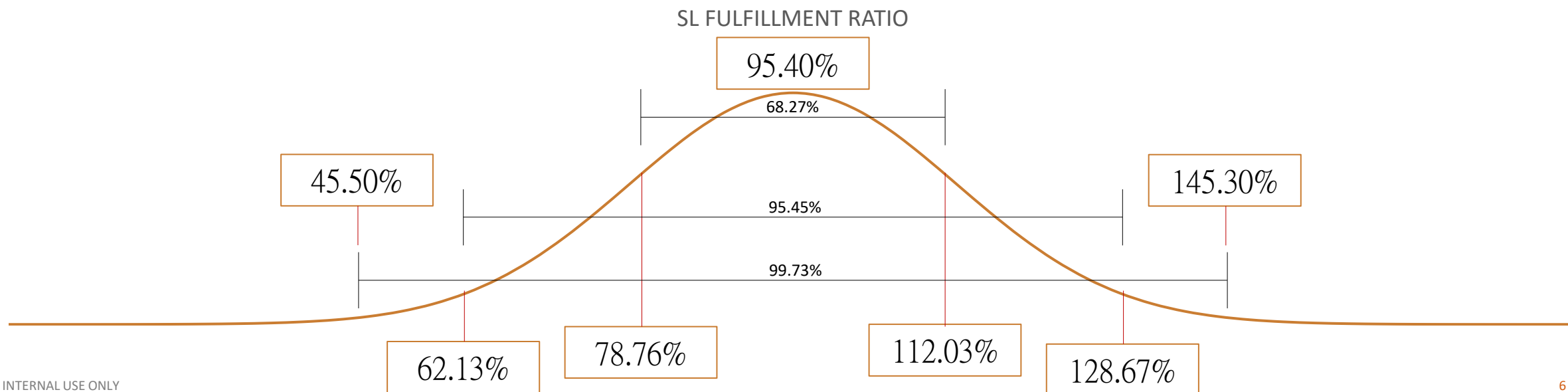




# Sun Life Financial

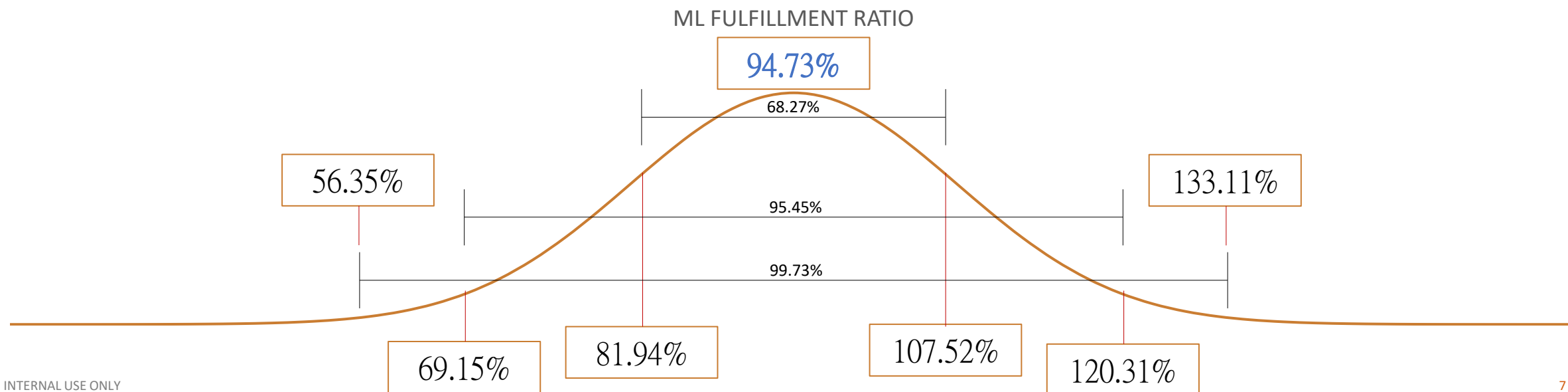
## 永明金融

	MEAN	STDEV.P	SAMPLE SIZE	Min	Max
周年紅利	95.07%	17.90%	103	54.90%	170.20%
歸原紅利	95.91%	5.38%	12	87.10%	100.00%
終期紅利或特別紅利	100.00%	0.00%	6	100.00%	100.00%
整體	95.40%	16.63%	121	54.90%	170.20%





	MEAN	STDEV.P	SAMPLE SIZE	Min	Max
Annual Dividend	90	53.00%	126.00%	92.72%	13.38%
Terminal Bonus	117	63.00%	130.00%	96.27%	12.10%
Overall	207	53.00%	130.00%	94.73%	12.79%

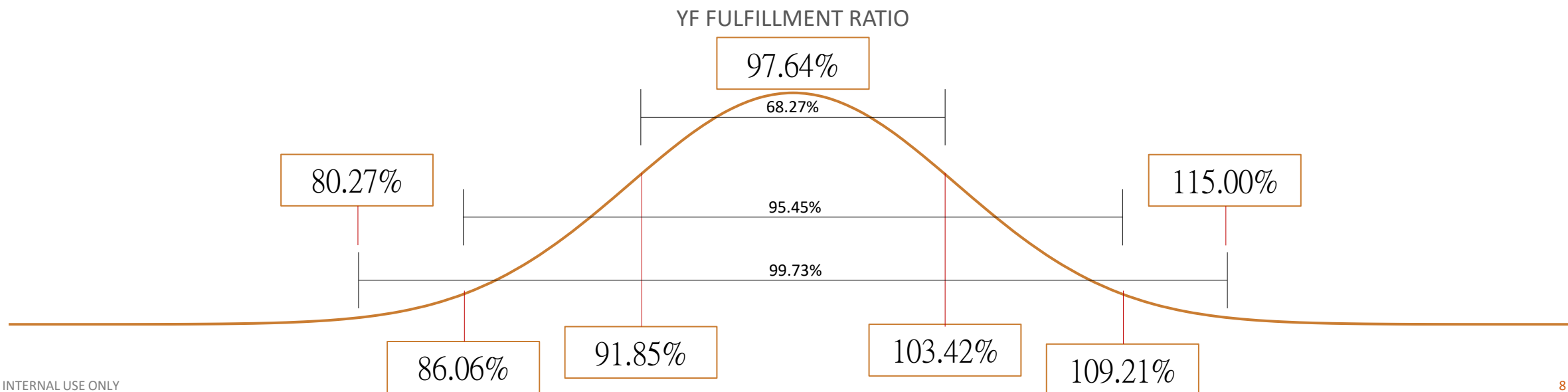




# YFLife

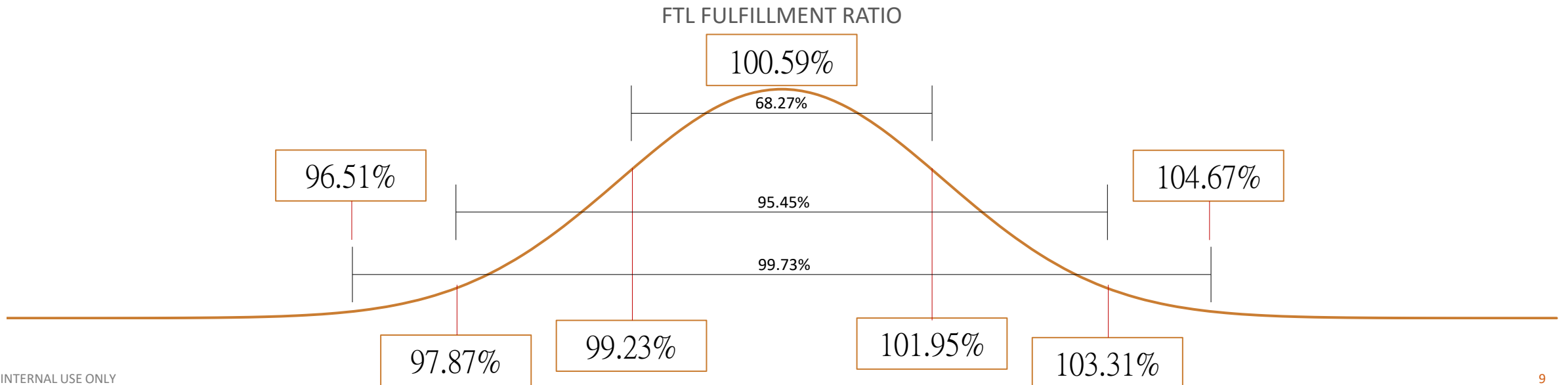
## 萬通保險

	MEAN	STDEV.P	SAMPLE SIZE	Min	Max
年終紅利	96.95%	5.57%	20	79.00%	100.00%
終期紅利	104.50%	2.50%	2	102.00%	107.00%
整體	97.64%	5.79%	22	90.00%	107.00%



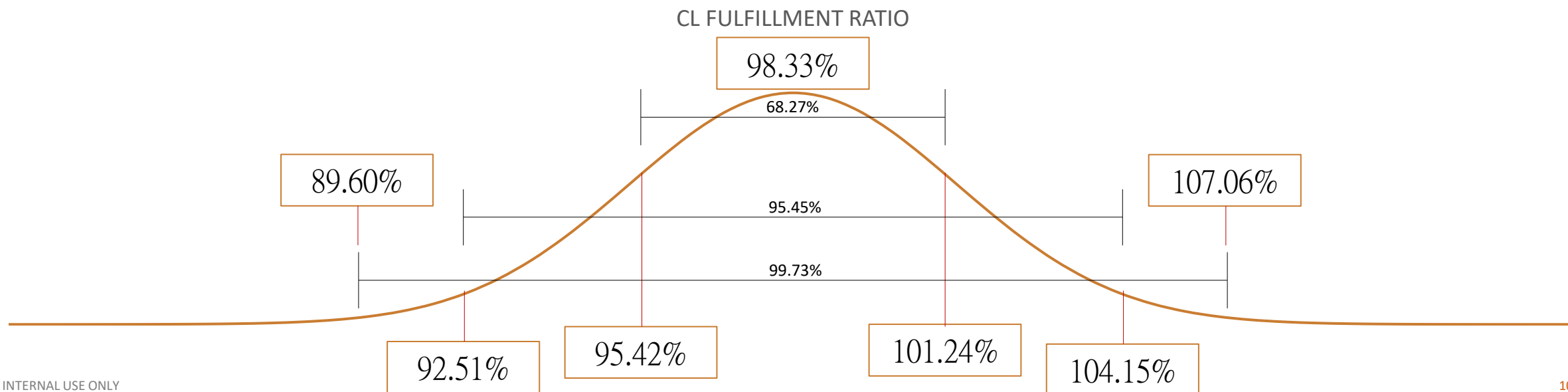


	MEAN	STDEV.P	SAMPLE SIZE	Min	Max
週年紅利	100.20%	1.08%	44	98.00%	103.00%
終期紅利	101.40%	1.50%	15	100.00%	103.00%
復歸紅利	103.00%	0.00%	2	103.00%	103.00%
整體	100.59%	1.36%	61	98.00%	103.00%





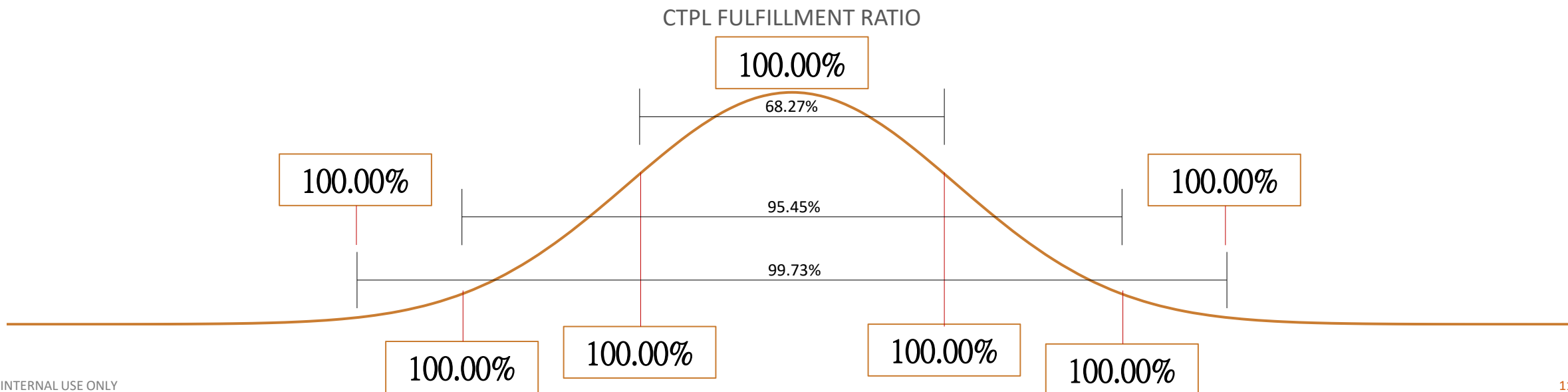
	MEAN	STDEV.P	SAMPLE SIZE	Min	Max
週年紅利	98.77%	2.70%	328	81.82%	100.00%
終期紅利	100.00%	0.00%	1	100.00%	100.00%
累積利息保單	96.57%	3.06%	83	84.79%	100.00%
整體	98.33%	2.91%	412	81.82%	100.00%





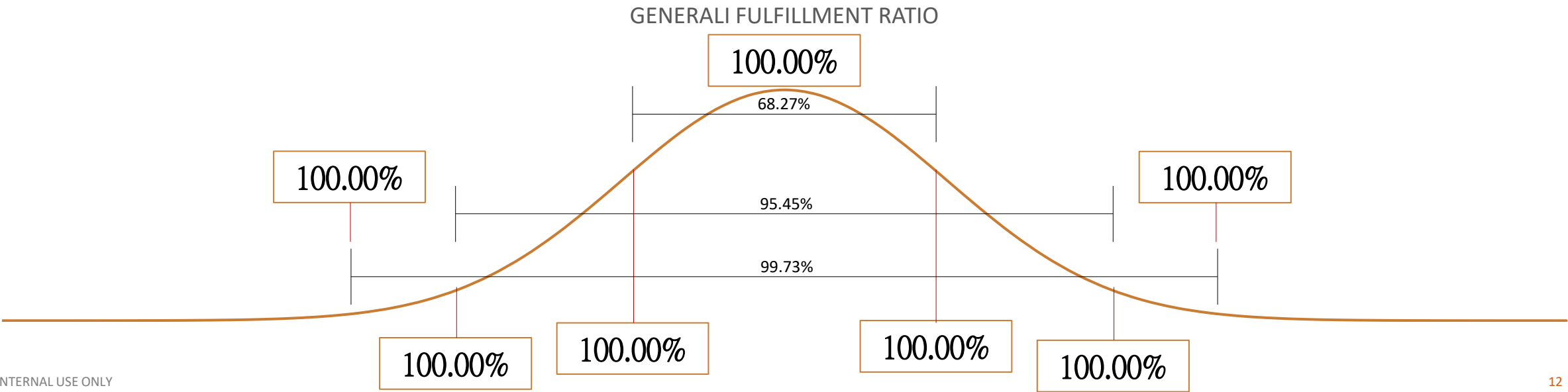
中國太平人壽保險(香港)有限公司  
CHINA TAIPING LIFE INSURANCE (HONG KONG) COMPANY LIMITED

	MEAN	STDEV.P	SAMPLE SIZE	Min	Max
週年紅利	100.00%	0.00%	5	100.00%	100.00%
終期紅利	100.00%	0.00%	4	100.00%	100.00%
累積利息保單	100.00%	0.00%	1	100.00%	100.00%
整體	100.00%	0.00%	10	100.00%	100.00%



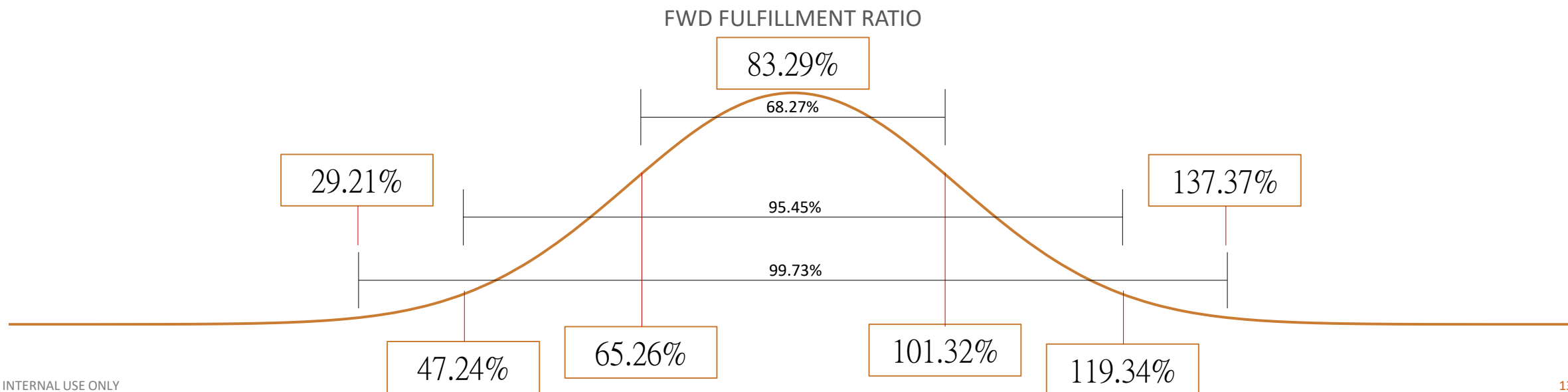


	MEAN	STDEV.P	SAMPLE SIZE	Min	Max
週年紅利	100.00%	0.00%	5	100.00%	100.00%
特別紅利	100.00%	0.00%	0	NA	NA
整體	100.00%	0.00%	5	100.00%	100.00%





	MEAN	STDEV.P	SAMPLE SIZE	Min	Max
週年紅利	81.63%	18.54%	124	55.00%	180.00%
特別紅利	87.04%	16.20%	55	50.00%	118.00%
整體	83.29%	18.03%	179	50.00%	180.00%







Venture Smart. Venture Further

23/F, Lee Garden Five,  
18 Hysan Avenue  
Causeway Bay, Hong Kong

@ enquiry@vsfg.com

+852 3589 6938